

January 2024

The Southern Post



*The Village of South
Rockwood wishes you a
Happy New Year!*

WATER INFORMATION

To pay your water bill online:

Go to the Village website at villageofsouthrockwoodmi.com

- Click on, "Please click on this link here to pay by credit card"
- When a new page opens, Click on, "Make a Quick Payment" at the bottom of the page.
- On the first line of the next page, Input your **ACCOUNT NUMBER** as your **FULL HOUSE NUMBER & STREET NAME**
(Otherwise, your payment could be accounted to someone else's account.)
- Follow the remaining directions to enter credit card information

A 3% convenience fee will be added to all credit/debit card transactions by the bank.

Unpaid Balances:

If you have an unpaid balance on your water bill for 2023, now is time to pay it off.

The unpaid balance will go on your taxes if not paid by May 2024.

Drop Box:

The Village Hall drop box is located to the right of the office doors.

After hours payments may be placed in the drop box located next to the Village Hall entrance.

Please place your payment in a sealed envelope.



Christmas Tree Pick Up

**Christmas trees will be picked up on Monday mornings during the month of January.
Trees need to be at the road by 8:00am.**

Council Meetings

1st and 3rd Mondays of each month at 7:00 p.m.

Planning Commission Meetings

2nd Wednesday of each month at 6:30 p.m. Public welcome.

**Please be sure to update your
phone number with the Village Hall.**

**Should issues arise in the Village and we need to
contact you, we need to have accurate phone numbers!**


**Please call the Village Hall at 734-379-3683
to update your phone number.**

**It is important that we have up-to-date
information in our system.**

Community Room Rental

Our Community Room is available for Rent
for Bridal and Baby Showers, Birthday parties, Weddings,
Graduations, Retirement Parties, Conferences,
or any occasion that you might need a large space.

Our Community Room holds up to 125 guests with Round or 90 guests
with Rectangle tables with a full kitchen with a counter for serving.



Call
379-3683 x 101
for more
information



We are
booking for
2024



SNOW EMERGENCIES

If there are four or more inches of snow, it is considered a snow emergency and cars are not allowed to park in the road right-of-way. **Vehicles parked in the right-of-way during a snow emergency will be towed.**

To confirm that a snow emergency is in effect, listen to WJR or WWJ.

We ask that property owners use caution when plowing or removing snow from your driveways.



PUSHING SNOW INTO THE STREET IS A VIOLATION OF LAW.

Section 257.677A (4) of the Michigan Penal Code and Motor Vehicle Law states " A person shall not deposit, or cause to be deposited, snow, ice, or slush on any roadway or highway."



SNOW REMOVAL SERVICE

Seniors and/or disabled residents may be eligible for snow removal services IF you meet the following requirements:

- You must be 65 years and/or disabled,
- And have no additional persons residing with you that are able to shovel snow.
- You must provide a doctor's slip confirming your disability.

****If you have been on the snow removal list in the past, applications have gone out.**

Please make sure that you fill out **BOTH forms** in the application packet– the application and the waiver and return them to the Village Hall as soon as possible.

If you have any questions or would like to be added to the snow removal list, please feel free to contact the Village Hall.



PLEASE REMEMBER

Driveway cleaning services is a courtesy and not a mandatory service the Village provides.

The purpose of this service is to enable Senior Citizens and disabled residents to get out of their driveway in case of an emergency situation.

The DPW will only plow driveways **AFTER ALL** the Village roadways and other responsibilities are complete. Only one driveway per residence will be plowed and they do not plow driveways after our regular business hours.

The Village Council would like to continue this service. However, after every snow storm the office gets numerous calls wanting to know when the driveways will be plowed. Many residents even become hostile and rude when they are told that the DPW clears the main roads and performs their other necessary duties prior.

This is not a guaranteed service after every snowfall due to other responsibilities that need to be taken care of in the Village.

Therefore, if this is a service that you REQUIRE IMMEDIATELY and as a NECESSITY you may want to contact a snow removal company to meet your needs.

****DO NOT Call the office unless you have an emergency situation. The driveways will be cleared as soon as possible.****

CONTACTING YOUR LOCAL POLICE DEPARTMENT:

**Monroe County Dispatch Phone Number
(Non Emergency Police)
734-243-7070**

In case of Emergency, Dial 911



It has been noted that citizens have recently become dependent on contacting the Police Department via the general office phone.

Although it is ok to contact us using the office phone, if there is something happening that needs attention by an officer, **the best and quickest way to get in contact with someone from the Police Department is through Central Dispatch.**

In the case of an emergency always dial 911.

The Monroe County Central Dispatch center is always in constant radio contact with our on duty officer.

734-243-7070 is the number you should call if you need a police officer sent to your house for non-emergency services.

Please make note of this number so that you may better activate and utilize the services that your Police Department provides.

POLICE DEPARTMENT NEWS:

A few Basic Crime Prevention Tips:

Extend the Life of your Holiday Gifts:

Get yourself an engraving tool kit. With this tool you can engrave special markings or numbers to identify your property. If stolen and recovered the engraved markings will allow investigators to get the property back to you. The engraved number might even deter a thief, since the number makes it harder for criminals to dispose of valuables in the underworld channels. Do not limit yourself to engraving your holiday gifts, you can engrave all of your precious possessions and valuables.

Your Garage Door Opener:

Always treat your garage door opener the same way you treat keys to your home. Keep it out of sight and away from strangers. A thief can use a garage door opener to get into your house.

Thieves break into cars all too easily and if the garage door opener is out in the open, on the front seat or on the dash, they can use it to open the garage. It allows them to rifle through your garage, and worse yet, they may be able to get into your home. So keep your garage door opener out of sight.

Turn your Lights on:

It can cost a lot of money to replace stolen items if you are burglarized. It will cost much less to keep a light burning all night long. Thieves do not like bright places. So if one house is brightly lit, and another has no lights, criminals generally head to the darker house. So deny a burglar the opportunity to rip you off. Turn on exterior lights around your house throughout the night.

POLICE DEPARTMENT NEWS:

No motorized vehicles, such as ATV's, motorbikes, etc. are allowed on the Dodge Park bike paths.




SALT LESS:


Help keep rivers healthy in the winter.
Shovel snow and ice early and often to limit your
use of sand, salt and de-icing chemicals.
When safety requires it, try an alternative to salt.
Deicers, such as magnesium chloride, have fewer adverse
environmental impacts and are not as corrosive.
Check labels to choose a deicer that fits your







Cold Weather Safety Tips




When you're outside, frostbite and hyperthermia are possible so you need to protect yourself.




- 
- 
- 1. Wear layers of loose fitting lightweight, clothing.**
 - 2. Wear a hat. Try to stay dry and out of the wind..**
 - 3. Cover your mouth to protect your lungs from extreme cold.**
 - 4. Mittens, snug at wrist, are better than gloves.**
- 
- 



Ice Safety








Our weather has lead to unsafe ice conditions on ponds, lakes and rivers. Brief arctic freezes will not increase ice thickness much, thus it is advised to stay off the ice.




To keep pipes from freezing on an outside wall:







- 
- 
- 1. Let hot and cold water trickle at night from a faucet.**
 - 2. Open cabinet doors to allow more heat to get to the pipes.**
 - 3. Make sure your heat is left on and no lower than 55 degrees.**
 - 4. If you plan to be away, have someone check on your house daily to make sure heat is on to prevent freezing and that no water pipes have burst.**
- 
- 



If pipes freeze:








- 
- 
- 1. Make sure you or someone in your family know how to shut off the water in case pipes burst.**
 - 2. Never try to thaw a pipe with an open flame or torch. Use a hair dryer instead.**
 - 3. Always be careful of the potential for electric shock in and around standing water.**
- 
- 




Carbon Monoxide poisoning :







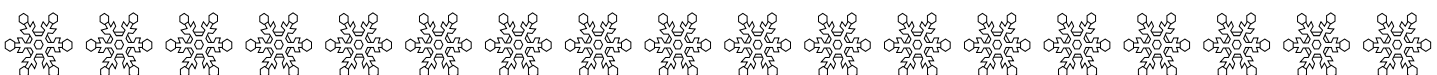
- 
- 
- 1. Install a carbon monoxide detector.**
 - 2. Never run generators indoors.**
 - 3. Open windows slightly when using a kerosene heater.**
 - 4. Never use a gas oven to heat your home.**
 - 5. If your heat goes out, you can close off rooms you do not need to use and dress in layers and wear a cap.**
- 
- 



Wood-burning stoves, fireplaces and heaters:



- 
- 
- 1. Always keep a screen around an open flame.**
 - 2. Never use gasoline to start your fireplace.**
 - 3. Never burn charcoal indoors.**
 - 4. Do not close the damper when ashes are hot.**
- 
- 



BUILDING DEPARTMENT:

Applications for Building Department Permits can be picked up from the Building Department or printed from the Building Department page on the Village website at **villageofsouthrockwoodmi.com** and submitted to the Village Hall.

If you are a contractor, please be sure to include a copy of:

- Your contractor's license
- Your state I.D.
- Liability Insurance with Village of South Rockwood listed as the Certificate Holder

Please call 734-379-3683, ext 101 if you have any questions.

Please be sure to check with your Building Dept before making any structural changes to your home.

SUMMER BASEBALL REGISTRATIONS:

Summer Baseball Registration will be held on the following dates at the Village Hall (5676 Carleton Rockwood Rd):

March:

Saturday, March 16th 11am-2pm

Wednesday, March 20th 6pm-8pm

Saturday, March 23rd 11am-2pm

April:

Saturday, April 6th 11am-2pm

Saturday, April 13th 11am-2pm

Thursday, April 18th 6pm-8pm

Saturday, April 20th 11am-2pm



HAPPY TUESDAY

Berlin Senior Tuesday:

**Come out and enjoy delicious food,
great company and play some cards!**

The Seniors meet on Tuesdays from 10:00am-3:00pm at the
Village Hall in the Community Room
(5676 Carleton Rockwood Rd).

The cost is only \$15.00 annually to join.
Lunch with membership is \$5.00, and \$7.00 without
membership. Lunch is served around noon.

The menu can be found on our website at:
villageofsouthrockwoodmi.com

If you are interested in joining the seniors group and are
60 years of age, and a Monroe County Resident,
you can sign up on any Tuesday.



MCLS South Rockwood Branch Library Upcoming Events!

Weekly Children's Programming:

December 4, 2023 - December 18, 2023

January 8, 2024-February 19, 2024

March 4, 2024-April 15, 2024

Mondays at 10:30AM - Toddler Storytime (Ages 18mos-4 yr):

Story times increase the crucial language skills that help children get ready for school. They also promote listening skills and prepare them for social situations. Fun and engaging activities advance children's motor skills while creative art projects help develop color and shape recognition.

Thursdays at 11AM - Mini Movers (All Ages):

Get your body movin', shake out your sillies and get loose at this dance program. We will be moving and grooving to fun songs. Bring your party fingers and get this dance party started! This guided dancing program is open to children of all

Monthly Adult Crafting:

- Wednesday January 24, 2024 @ 530-630 PM
- Wednesday February 21, 2024 @ 530-630 PM
- Wednesday March 20, 2024 @ 530-630 PM
- Wednesday April 17, 2024 @ 530-630 PM

These crafts have limited spacing. Please register online using the link here: <https://mymcls.evanced.info/signup/calendar>

This project is for adults 18 years and older. This craft must be done here at the library. All supplies will be provided!

This craft is sponsored by The Friends of the South Rockwood Library! Please direct questions to Kelli Bejster at kelli.bejster@monroe.lib.mi.us or by calling the South Rockwood Branch at 734-379-3333.

MCLS South Rockwood Branch Library

Upcoming Events!

Historical Fiction Book Club

Every second Wednesday of the month at 2:30PM.

- January 10th- The Lighthouse Keeper's Daughter by Hazel Gaynor
- February 14th- Lady Tan's Circle of Women by Lisa See
- March 13th -A Day of Fire by Various Authors
- April 17th- The Covenant of Water by Abraham Verghese

Upcoming Events

December 20, 2023 at 6:30PM- Holiday Cookies and Cheer!:

Join us for a holiday story time with a cookie treat after! Feel free to wear your holiday jammies or comfy clothing!

January 17, 2024 at 6:00PM - AHS Youth in Government:

Stop by to watch the AHS Youth in Government in action. They will also be available for questions.

February 7, 2024 at 6:00PM - Easy Life Organizing:

Amanda Liford from Easy Life Organizing will be giving an informational presentation on how to declutter, organize and downsize your life.

April 3, 2023 at 6:00PM - Orphan Train in Michigan:

Did you know 12,500 orphans from New York City and the Boston area were placed in Michigan from 1854 to 1927? Al and David Eicher, research historians and television producers, spent a year and a half in research and searching for photos of the Orphan Train Riders in Michigan. The lecture and visual presentation provides in depth detail about this event in Michigan's history.

Notary Service is available and FREE during business hours. Device guidance is also available during business hours.

Please call 734-379-3333 and schedule an appointment with Kelli.

Please remember to check the Friends of the South Rockwood Library and Monroe Library System on Facebook for updates on programming!



Christmas Word Search

A	L	X	O	Y	A	D	I	L	O	H	J	O	Y	I	N	S	Q
S	G	I	N	G	E	R	M	A	H	T	A	E	R	W	M	Z	A
H	Y	S	E	M	E	A	N	S	A	M	T	S	I	R	H	C	N
P	W	O	T	R	E	E	J	Y	C	A	N	D	Y	C	A	N	E
L	R	Q	A	O	K	E	L	O	V	I	A	N	F	G	T	H	N
O	S	H	R	G	C	O	W	V	O	W	S	R	A	W	R	I	A
D	J	V	B	E	S	K	N	G	E	H	O	X	M	N	E	D	W
U	O	O	E	L	I	K	I	D	O	S	L	G	E	D	E	O	I
R	L	Q	L	S	T	H	A	N	T	L	Z	D	C	O	D	N	G
J	U	E	E	L	O	C	K	Y	G	P	E	G	S	G	N	Y	N
H	B	N	C	A	Y	L	U	T	H	L	H	E	J	Y	I	T	I
E	L	O	B	E	R	S	M	I	S	T	L	E	T	O	E	W	H
E	I	R	E	I	N	T	E	B	E	X	W	F	I	R	R	S	T

SANTA

CELEBRATE

BELLS

RUDOLPH

MISTLETOE

STOCKING

CANDY CANE

FROSTY

REINDEER

WREATH

ELVES

CHRISTMAS

TREE

JOLLY

HOLIDAY

SLEDGE

DOUBLE CHOCOLATE PUDDING COOKIES:

Ingredients:


- 1 pouch (17.5 oz) Betty Crocker Double Chocolate Chunk Cookie Mix
- 1 box (3.0 oz) Jell-O chocolate flavor instant pudding & pie filling mix
- 1/2 cup butter, melted
- 3 tablespoons water
- 1 egg
- 1 1/4 cups Reese's Peanut Butter Cups minis (from 8 oz bag)



Directions:

- Heat oven to 350 degrees F.
- In large bowl, mix cookie mix, dry pudding mix, melted butter, water and egg with spoon until soft dough forms. Stir in minis until blended. Drop dough by rounded tablespoonfuls 2 inches apart onto ungreased cookie sheets.
- Bake 9-11 minutes or until edges are set. Cool 5 minutes; remove from cookie sheets to cooling racks. Cool completely, about 30 minute. Store covered in airtight container.

Christmas



Across

1. Don't get caught under this
3. Famous snowman
4. Edible tree decoration
6. Santa's ride
7. How Santa enters a house
13. These are found under the tree
17. Where stockings are hung
18. Night before Christmas
21. What children like to throw outside
27. Nasty holiday drink
29. Santa's suit color

30. Location of Santa's workshop

Down

2. Santa's favorite snack
5. What holds the tree
8. Number of wise men
9. What children want at Christmas time
10. Common tree decoration
11. It goes on a tree
12. These ring
14. What most girls want for Christmas
15. Where ornaments are placed

16. Type of doll

19. Where Santa leaves goodies
20. Goes on top of tree
22. What Santa grows on his face
23. Hark, the herald angels
24. Who drives the sleigh
25. Most famous reindeer of all
26. Anagram for lone
28. Santa's helpers

CLASSIC PEANUT BUTTER BLOSSOM COOKIES:

Ingredients:

- 1/2 cup granulated sugar
- 1/2 cup packed brown sugar
- 1/2 cup creamy peanut butter
- 1/2 cup butter, softened
- 1 egg
- 1 1/2 cups Gold Medal All Purpose Flour
- 3/4 teaspoon baking soda
- 1/2 teaspoon baking powder
- Additional granulated sugar
- About 36 Hershey's kisses milk chocolate candies, unwrapped



Directions:

- Heat oven to 375 degrees. In large bowl, beat 1/2 cup granulated sugar, the brown sugar, peanut butter, butter and egg with electric mixer on medium speed, or mix with spoon, until well blended. Stir in flour, baking soda and baking powder until dough forms.
- Shape dough into 1 inch balls; roll in additional granulated sugar. On ungreased cookie sheets, place about 2 inches apart.
- Bake 8-10 minutes or until edges are light golden brown. Immediately press 1 milk chocolate candy in center of each cookie. Remove from cookie sheet to cooling rack.

Steven's Disposal Recycle Dates:

January 4th & 17th & 31st

February 14th & 28th

March 13th & 27th

Burning Brush at the Village Hall:

Please note that the gate to burn brush in back of the Village Hall **closes at 2:45pm, Monday-Friday.**

No treated lumber

No plastic garbage bags

Only grass, weeds and brush

CEMETERY LOTS FOR SALE

Riverside Cemetery has lots for sale in our new section.

Please call the Village Hall for more information.

RUBBISH PICKUP

Remember to place trash and recycle out by the road
by 6:00am, as recycle collection is very early.

Make sure ALL your garbage is placed IN A BAG.

This prevents loose garbage from falling onto the roadway and into our yards when the garbage company dumps the cans.

In the event that your garbage falls on the ground, please pick it up and bag it so we can keep our community clean.



Please remember that Ord-35,102 Section 2. states that rubbish containers shall **be placed at the curb no earlier than 5:00pm on the day before collection day and all containers must **be taken in before 8:00pm on the day of collection** and placed out of general view. This includes recycle totes.



**Damaged totes & trash cans will be replaced
at the expense of the homeowner.
Thank you for your cooperation!**

Attention Older Adults and Caregivers....

Could you or someone you know 60 years of age or above benefit from services specially designed for Monroe County older adults?

Contact the Monroe County
Commission on Aging for more details:

- Phone (734) 240-3290
- Email: mccoa@monroemi.org
- Website: <https://www.co.monroe.mi.us/180/Commission-on-Aging>

Services Include:

- In & Out Home Respite
- Home Chore Assistance
 - Transportation
 - In Home Assistance
 - Home Injury Control
 - Legal Assistance
- Volunteer Opportunities
- Multi Purpose Senior Centers
 - Counseling
- One-on-One Senior Assistance
- Home Delivered & Congregate Meals

The Village Hall will be closed
for the following Holidays:

January 1st & 2nd – New Year's
January 15th- Martin Luther King
February 19th- Presidents Day



P.O. Box #85
5676 Carleton Rockwood Rd.
South Rockwood, MI 48179
734-379-3683
734-379-2523 (fax)

Hours:
Monday & Wednesday 8AM-1PM
Tuesday & Thursday 11AM-4PM
Closed Fridays
734-379-3683

www.villageofsouthrockwoodmi.com

Village of South Rockwood
5676 Carleton Rockwood Rd.
S. Rockwood, MI 48179

